

MOTIONCRAFT®

by SHERRILL FURNITURE



2025 SUPPLEMENT 3



MOTIONCRAFT

Look for these icons indicating available custom options for each Motioncraft item.

Nailhead Trim

Nail trim options are available on many items, so you can pair the perfect nailhead to customize your piece.

Swivel Options

A swivel base adds extra functionality to any room in your home allowing more sitting, viewing and interaction opportunities.

Power Options

This icon indicates frames that are either standard or also available with an electric motor.

Fabric Options

This icon points out frames covered in our luxurious leathers that can also be covered in our high quality fabrics.

Finish Options

Let your imagination run wild with our hand applied Custom Finish program. You can even mix and match finish combinations. The opportunities are endless.

Leather Options

Who can resist the comfort of leather? The hide icon points out frames that can also be covered in any of our luxurious leathers.

My Seat Bluetooth

MySeat Bluetooth control option is available for all power reclining mechanisms.

Articulating Headrest

This icon indicates frames that are available with an "articulating headrest." This option allows the upper portion of the headrest to tilt forward when in partial or full recline positions to aid TV viewing.

5 Series Sectional
53LACSP Left Arm Corner Sofa With Power
53RALP Right Arm Loveseat With Power

Items Shown on Cover:
L45RB8PH Swivel Glider Recliner



LEARN MORE ABOUT
MOTIONCRAFT ONLINE

View Our Fabric & Leather Line

Sort through over 1,000 fabrics by color, collection and type. Share your swatches via social media or email.

Download Custom Order Sheets

We make ordering any of our custom programs easy with downloadable order sheets that are ready to print, complete and order.



L5070 3 WAY HI LEG RECLINER



L5070 3 WAY HI LEG RECLINER

28w 36d 42H
Inside: 22w 21d 26H
Arm Height: 25 Seat Height: 16
Tight Back
Wall Clearance: 20
Overall Layout: 64
Available In Natural On Walnut Only



L3771 3 WAY HI LEG RECLINER

31w 37d 44H
Inside: 24w 20d 25H
Arm Height: 44 Seat Height: 20
Semi-Attached Back
Wall Clearance: 20
Overall Layout: 66
Available In Matte Black On Metal Frame Only





5 Series Design Your Own

Surround yourself in total comfort...

The 5 Series is the ultimate opportunity to create your own personal one-of-a-kind, sophisticated-casual statement of luxury seating.

This transitional series features our Zero Wall mechanism and is available only with power. All movement occurs within the frame which allows the furniture to be placed against the wall. No additional wall clearance is necessary. The outback is fully upholstered which makes this series perfect should your furniture need to be floated in the room.

Generous in scale and uncompromising in comfort, the 5 Series custom frame options allow you to build your own chair or sofa frame style. Choose the size, number of back and seat cushions, as well as your choice of three arm styles.

Add to that the tremendous assortment of Sherrill custom fabrics and finishes, as well as C.O.M., and the opportunities are seemingly endless.

5 Series Design Your Own

Create your own personalized upholstery with the 5 Series.
Choose your arm style, number of back and seat cushions, as well as the perfect length for your custom sofa, chair, or sectional.

L

5

P

LEATHER
(FOR FABRIC,
LEAVE BLANK)

ARM STYLE

BACKS

SEATS

SOFA LENGTH

POWER
RECLINE

Standards:
Arm Height: 24 Seat Height: 20
Seat Depth: 23
Loose Pillow Back, Standard Finish: Black Nickel
Standard with Power Recline
Standard Throw Pillows:
Sofas 2 - 24 x 24"; Chairs: 1 - 21 x 21 "
*Throw pillows are not standard on leather styles.



51 RISING ARM	# BACK / SEAT CUSHIONS	SOFA LENGTHS"
5122P = (51) Rising Arm	(2) Backs / (2) Seat	86 - 96 -106 "
5133P = (51) Rising Arm	(3) Backs / (3) Seat	86 - 96 -106 "
5101P = (51) Rising Arm Chair		P=Power Recline

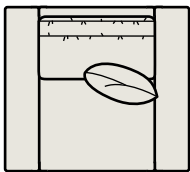


52 SCOOP ARM	# BACK / SEAT CUSHIONS	SOFA LENGTHS"
5222P = (52) Scoop Arm	(2) Backs / (2) Seat	86 - 96 -106 "
5233P = (52) Scoop Arm	(3) Backs / (3) Seat	86 - 96 -106 "
5201P = (52) Scoop Arm Chair		P=Power Recline



53 TRACK ARM	# BACK / SEAT CUSHIONS	SOFA LENGTHS"
5322P = (53) Track Arm	(2) Backs / (2) Seat	86 - 96 -106 "
5333P = (53) Track Arm	(3) Backs / (3) Seat	86 - 96 -106 "
5301P = (53) Track Arm Chair		P=Power Recline

Frame Styles - Shown in 1/4" scale.



5X01P POWER RECLINER CHAIR
46w 41d 36h
Inside: 30w 23d 19h
Standard With One 21" Throw Pillow



5X98 STRAIGHT CONSOLE
12w 41d 23h



5X99 WEDGE CONSOLE
28w 41d 23h

1

Select Arm Style

2

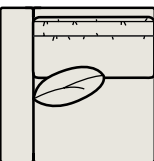
Select # Of Backs
And # Of Seats

3

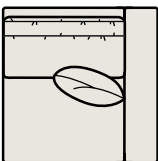
Select Sofa Length



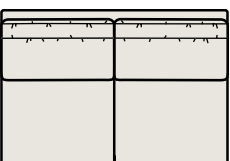
5XACP POWER RECLINER ARMLESS CHAIR
30w 41d 36h
Inside: 23d 19h



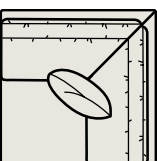
5XLCP POWER RECLINER LEFT ARM CHAIR
41w 41d 36h
Inside: 30w 23d 19h
Standard With One 24" Throw Pillow



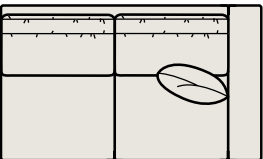
5XRCP POWER RECLINER RIGHT ARM CHAIR
41w 41d 36h
Inside: 30w 23d 19h
Standard With One 24" Throw Pillow



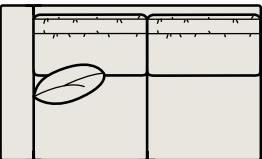
5XALP POWER RECLINE ARMLESS LOVESEAT
60w 41d 36h
Inside: 23d 19h



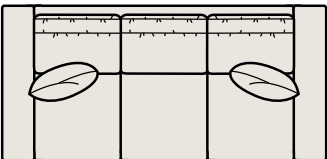
5XSC CORNER CHAIR
36w 41d 36h
Inside: 30w 23d 19h
Standard With One 24" Throw Pillow



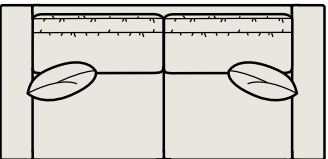
5XRALP POWER RECLINE RIGHT ARM LOVESEAT
69w 41d 36h
Inside: 61w 23d 19h
Standard With One 24" Throw Pillow



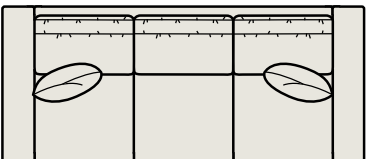
5XLALP POWER RECLINE LEFT ARM LOVESEAT
69w 41d 36h
Inside: 61w 23d 19h
Standard With One 24" Throw Pillow



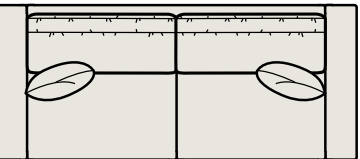
5X33-86P POWER RECLINE SOFA
86w 41d 36h
Inside: 70w 23d 19h
Standard With Two 24" Throw Pillows



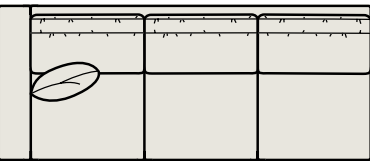
5X22-86P POWER RECLINE SOFA
86w 41d 36h
Inside: 70w 23d 19h
Standard With Two 24" Throw Pillows



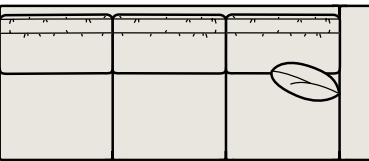
5X33-96P POWER RECLINE SOFA
96w 41d 36h
Inside: 80w 23d 19h
Standard With Two 24" Throw Pillows



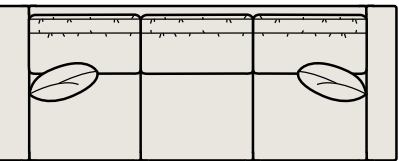
5X22-96P POWER RECLINE SOFA
96w 41d 36h
Inside: 80w 23d 19h
Standard With Two 24" Throw Pillows



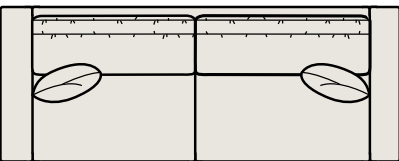
5XLASP POWER RECLINE LEFT ARM SOFA
99w 41d 36h
Inside: 91w 23d 19h
Standard With One 24" Throw Pillow



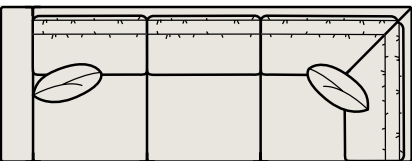
5XRASP POWER RECLINE RIGHT ARM SOFA
99w 41d 36h
Inside: 91w 23d 19h
Standard With One 24" Throw Pillow



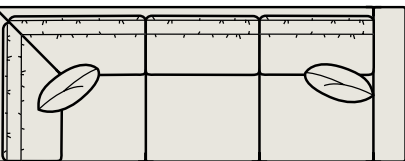
5X33-06P POWER RECLINE SOFA
106w 41d 36h
Inside: 90w 23d 19h
Standard With Two 24" Throw Pillows



5X22-06P POWER RECLINE SOFA
106w 41d 36h
Inside: 90w 23d 19h
Standard With Two 24" Throw Pillows



5XLACSP POWER RECLINE LEFT ARM CORNER SOFA
109w 41d 36h
Inside: 90w 23d 19h
Standard With Two 24" Throw Pillows



5XRACSP POWER RECLINE RIGHT ARM CORNER SOFA
109w 41d 36h
Inside: 90w 23d 19h
Standard With Two 24" Throw Pillows



VIEW 44 & 45
SERIES ONLINE

44 & 45 Commerce Series Configurable Recliner

The Motioncraft 44/45 Series gives you the freedom to design a recliner that truly reflects your taste and lifestyle.

You can select from fine leathers or fabrics, choose manual or power motion, personalize arm and back designs, and even add an articulating headrest for enhanced comfort.

Handcrafted in North Carolina by skilled artisans, the 44 Series offers a smaller scale option ideal for more compact spaces, while the 45 Series provides a larger scale design with a more spacious seating experience.

Together, they bring you the perfect blend of classic craftsmanship, customizable comfort, and enduring style.

44 & 45 Commerce Series Configurable Recliner

1

CHOOSE FABRIC OR LEATHER

Leather: L
Fabric: Leave Blank

Series: 44 or 45

Arm

Back

Leg/Mechanism

Manual or Power

Optional Articulating Headrest


L

Example: L44RBMPPH =

L-LEATHER, 44/45 Commerce Series, R- Rolled Arm, B-Traditional Wing & Bustle Back, M-Modern Leg, P-Power, H-Headrest Articulating.

44 Series

43"



33"


Standard Dimensions:

44 Series: 33w* 39d 43h
Inside: 21w 21d 20h
Overall Layout: 68
Wall Clearance: 18

Standard Finish: Brown Mahogany
#1-FN Nails Standard Around Base on All Styles.
#1-FN Nails Standard Around Arm Panels on C, L & R Arm Options.
* Width varies with Arm Options (See Below)

45 Series


45"



35"


45 Series: 35w* 39d 45h
Inside: 22w 21d 21h
Overall Layout: 69
Wall Clearance: 24

View 44 & 45 Series Recliners online




2

CHOOSE YOUR ARM STYLE




C=Cap Arm

#1-FN Standard Base & Arm Cap
44 = 29W / 45 = 31W




F=Flare Arm

#1-FN Standard Base Only
44 = 33W / 45 = 35W




L=Lawson

#1-FN Standard Base & Arm Panel
44 = 33W / 45 = 35W




T=Track

#1-FN Standard Base Only
44 = 29W / 45 = 31W



S=Sock

#1-FN Standard Base Only
44 = 34W / 45 = 36W



R=Rolled Arm

#1-FN Nails Spaced Base & Arm Panels
44 = 34W / 45 = 36W

1

Select Arm Style

2


Select # Of Backs And # Of Seats

3


Select Sofa Length

3


CHOOSE YOUR BACK STYLE




A=Traditional Wing
Single Back



B=Traditional Wing
Bustle Back




C=Contemporary Wing
Single Back




D=Contemporary Wing
Bustle Back

4

CHOOSE YOUR LEG STYLE / MECHANISM



M=Modern Leg



Mechanism Types

4 = Lift
5 = Wall Hugger
7 = Glider
8 = Swivel Glider


5

MANUAL OR POWER CONTROL

Note: Wall Hugger Available in Power Only

6

OPTIONAL ARTICULATING HEADREST



VIEW COMMERCE SERIES RECLINERS ONLINE

12 | MOTIONCRAFT-FURNITURE.COM

MADE IN USA | 13



L5070 3 Way Hi Leg Recliner
28W 36D 42H
Page 5



L3771 3 Way Hi Leg Recliner
31W 37D 44H
Page 5



5 Series Design Your Own Series
Page 6-9



44 & 45 Commerce Series Configurable Recliner
Page 10-13

Numeric Index

L5070 3 Way Hi Leg ReclinerPage 5

L3771 3 Way Hi Leg ReclinerPage 5

5 Series Design Your Own Series Page 6-9

44 & 45 Commerce Series Configurable ReclinerPage 10-13

New Leather Color Matching Now Available!

We can match any paint or wall color to create
a custom leather color just for you!





AMERICAN MADE
FAMILY OWNED



L44TC8P Chair

MOTIONCRAFT®

by SHERRILL FURNITURE

2025 SUPPLEMENT 3



PO BOX 189 » Hickory, North Carolina » 28603 Phone: (828) 437-2255 » Fax: (828) 433-6499

MOTIONCRAFT-FURNITURE.COM